

MyChart Video Visit Guide - *PC or Mac (Computer)*

Review requirements for video visit

- ✓ Computer with a camera
- ✓ MyChart account
- ✓ Zoom app
[Download here.](#)

A MyChart account is required for eCheck-In before your video visit and to connect to your video visit. If you do not have an account, please sign up at MyPatientChart.org or contact your provider's office.

With MyChart, you can:

- eCheck-In for your upcoming appointments
- View your health summary
- View test results
- Request prescription renewals
- Communicate securely with your care team

Complete eCheck-In

eCheck-In allows you to sign forms, pay co-pays, confirm contact information and verify insurance details needed for your visit. This can be done up to seven days before your appointment.

1


Go to the **Visits** page and select your visit. Click **eCheck-In**.

Upcoming Visits

Next 7 Days

JUL 1
Wed

Zoom New with Aaron Mark Chamberlain, MD
⌚ Starts at 7:30 AM CDT (30 minutes)



ECHECK-IN

DETAILS

✕ Cancel Appointment

2

You will be asked a series of questions to collect information needed for your visit. Select **Next** to proceed through the questions and select **Submit** when you are finished.

MyChart® is a registered trademark of Epic Systems Corporation.

Turn off pop-up blockers

Instructions for turning off your pop-up blockers can be found by selecting [Mozilla Firefox](#), [Google Chrome](#) or [Microsoft Internet Explorer](#).

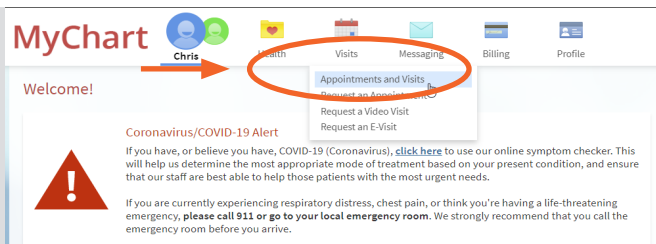
MyChart Video Visit Guide - PC or Mac (Computer)

Begin video visit through MyChart

MyPatientChart.org

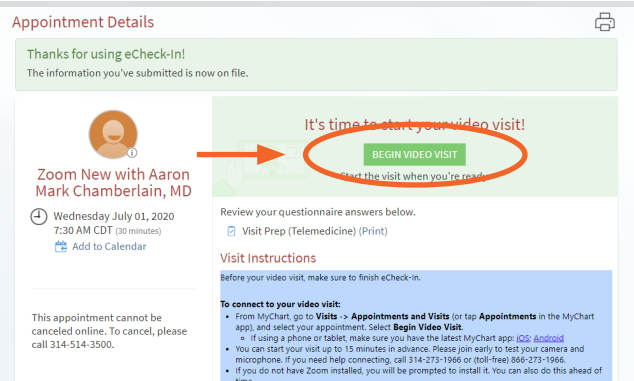
1

Go to **Visits** page and select your appointment.



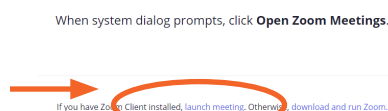
2

Click **Begin Video Visit**. (You can do this starting 30 minutes before your appointment time.)



3

Click **Launch Meeting**.



4

Please wait for your provider to start the video visit.

Please wait for the host to start this meeting.

Start: 9:26 AM

Zoom Video Visit

Test Computer Audio

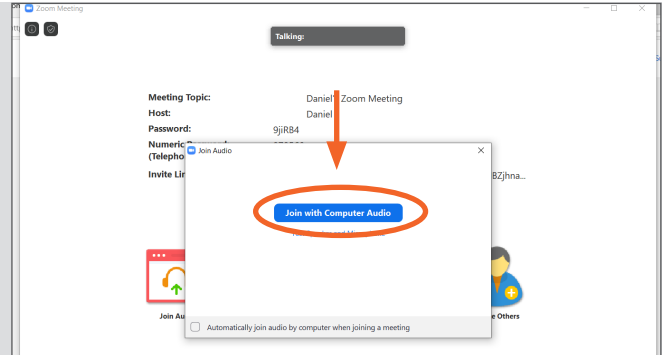
If you are the host, please [login](#) to start this meeting.

MyChart® is a registered trademark of Epic Systems Corporation.

MyChart Video Visit Guide - *PC or Mac (Computer)*

5

Select **Join with Computer Audio**.



6

Select **Start Video**. If you do not see this icon, move your mouse anywhere over the screen.

